

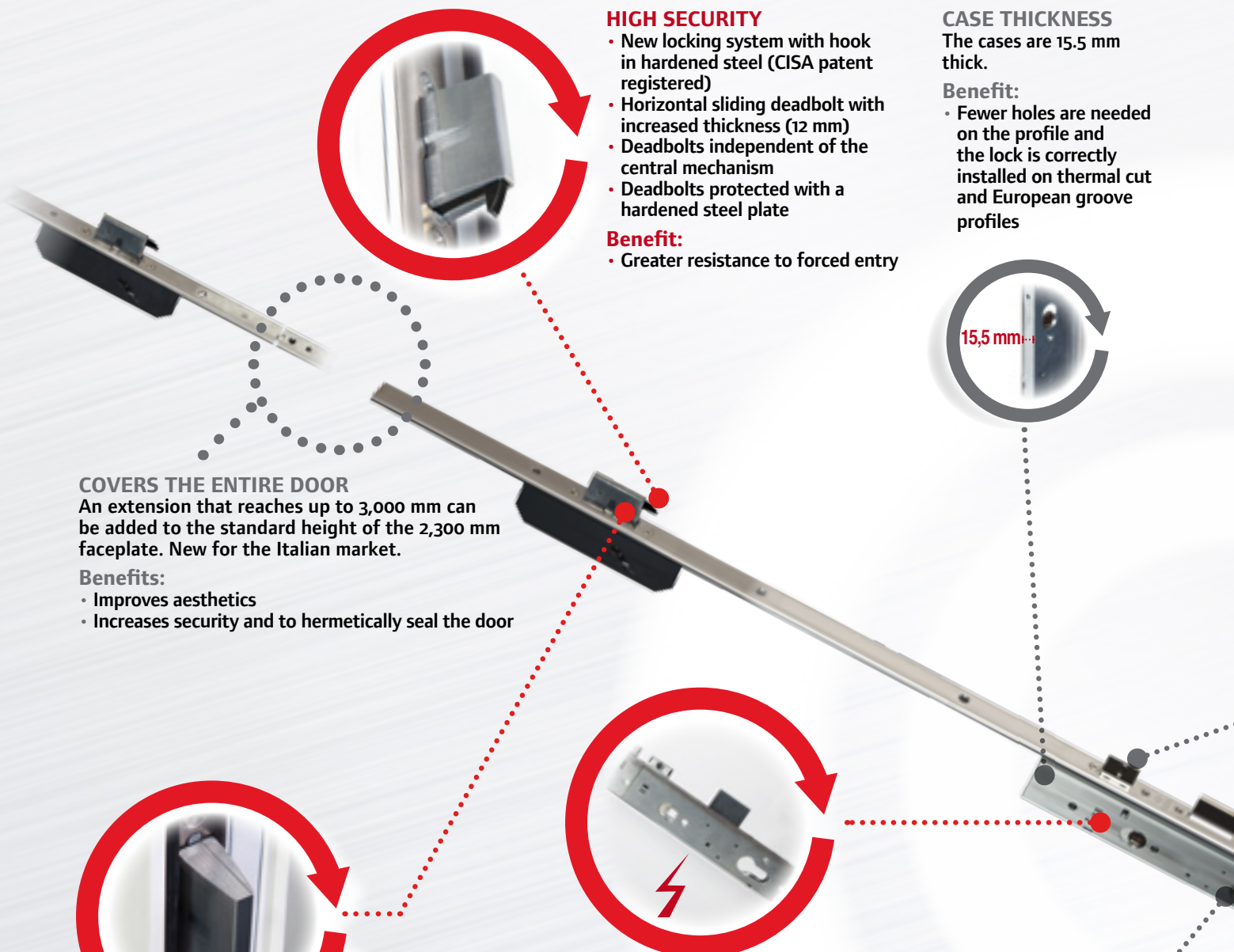


Multitop PRO

**New gear lock for aluminium doors
with 15.5 mm thick case**

Catalogue 2014





HIGH SECURITY

- New locking system with hook in hardened steel (CISA patent registered)
- Horizontal sliding deadbolt with increased thickness (12 mm)
- Deadbolts independent of the central mechanism
- Deadbolts protected with a hardened steel plate

Benefit:

- Greater resistance to forced entry

CASE THICKNESS

The cases are 15,5 mm thick.

Benefit:

- Fewer holes are needed on the profile and the lock is correctly installed on thermal cut and European groove profiles



COVERS THE ENTIRE DOOR

An extension that reaches up to 3,000 mm can be added to the standard height of the 2,300 mm faceplate. New for the Italian market.

Benefits:

- Improves aesthetics
- Increases security and to hermetically seal the door




CORRECTS HEAT DISTORTION

The "effort reducing" gear mechanism that makes it easier to turn the key, and the 12 mm thick deadbolt with its more rounded design, offer an effective solution to close and secure doors subject to heat distortion.

Benefits:

- Hermetic seal increasing the energy savings
- Cuts maintenance times and costs for the installer



ELECTRIC VERSION

Multitop Pro series offers a complete range of electric locks with a 15.5 mm thick case (as with the mechanical version) and with a dead-locking device on the latchbolt.

Benefits:

- Fewer holes are needed on the profile and the lock is correctly installed on thermal cut and European groove profiles
- Increases security for doors which are locked with the latchbolt only

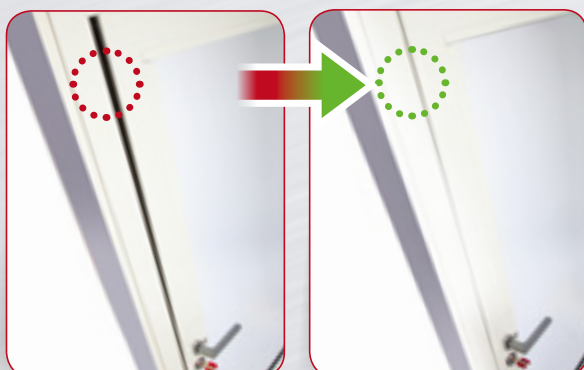


INTERCHANGEABILITY

- Completely interchangeable with previously installed versions
- Backsets from 25 to 40 mm
- Highly compact thanks to the distance from the cylinder (15 mm)
- Interasse 85 e 92 mm

Benefits:

- No additional work needed on the door
- Cylinder always correctly positioned
- No holes needed on the back part of the profile during installation



MULTITOP PRO

Designed to resist.

INTERCHANGEABLE LATCHBOLT

The CISA Multitop Pro range is available in the latchbolt version.

The following operations are possible:

- Change from latchbolt to roller directly from the lock faceplate (CISA patent registered)
- Insert the latchbolt backwards for the deadbolt only version

Benefits:

- Reduced stock
- More flexible adjustments
- The roller can be replaced even when the lock is installed
- No need for additional accessories for the deadbolt only function



TOTAL PROTECTION

The lock can be fitted with 4th and 5th locking points.

Benefit:

- Greater security for two-leaf doors



CLOSED CASE

The lock and divertors cases are enclosed, including the hooks on the rods.

Benefits:

- Dirt and dust cannot get in
- Eliminates the possibility of damage during installation



FINISHES AVAILABLE

- Faceplate in stainless steel
- Faceplate in black painted stainless steel



CORRECTS HEAT DISTORTION

The "effort reducing" gear mechanism that makes it easier to turn the key, and the 12 mm thick deadbolt with its more rounded design, offer an effective solution to close and secure doors subject to heat distortion.

HIGH SECURITY

- New locking system with hook in hardened steel (CISA patent registered)
- Horizontal sliding deadbolt with increased thickness (12 mm)
- Deadbolts independent of the central mechanism
- Deadbolts protected with a hardened steel plate

ELECTRIC VERSION

Multitop Pro also offers a complete range of electric locks with a 15.5 mm thick case (as with the mechanical version) and with a dead-locking device on the latchbolt.

INTERCHANGEABILITY

- Completely interchangeable with previously installed versions
- Backsets from 25 to 40 mm
- Highly compact thanks to the distance from the cylinder (15 mm)
- Centre distances 85 and 92 mm

CERTIFICATION

CISA Multitop Pro is certified:

- Short faceplate version according to the European Standard EN 12209:03:
Grade 6 Security – 1,000 kg for lateral thrust and 600 kg for front load
- Long faceplate version according to the European Standard prEN 15685:10:
Grade 6 Security – 1,000 kg for lateral thrust and 600 kg for front load
Grade 7 Security - like Grade 6 with the use of protective plates 06436 Series

TECHNICAL FEATURES

- **Case thickness 15.5 mm**
- **Closed case**
- **Backsets 25-30-35-40 mm**
- **Latchbolt interchangeable with roller**
- Case in pressure die-cast metal
- Steel cover
- Top and bottom adjustable faceplate
- Latchbolt adjustable from 11 to 17 mm
- Roller adjustable from 2.5 to 15.5 mm
- Latch and bolt adjustable from 10.5 to 16.5 mm (electric versions)
- Latchbolt with anti-burglary system (electric versions)
- Divertor deadbolts 12 mm thick with 25 mm protrusion
- Protective plate for grade 7 security item 1.06436.10/11.0
- A microswitch can be installed on the divertor case
- 8 mm square spindle
- DIN holes to fix handle rose
- CE 12 V ac voltage (electric versions)

OPERATION

- The key operates the latchbolt and deadbolts. The remote electric control (electric locks only) and handle operate the latchbolt
- The lock is fitted with an off-phase operating preventing system

FINISHES

- Zinc-plated cases and covers
- Faceplate in black painted steel and stainless steel
- Latchbolt, roller and deadbolts nickel-plated

HAND

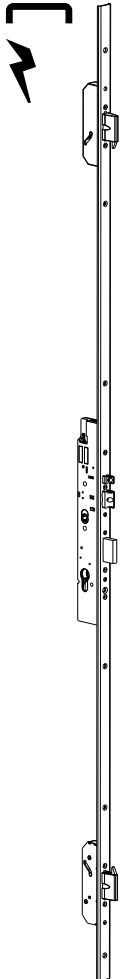
0 = non-handed

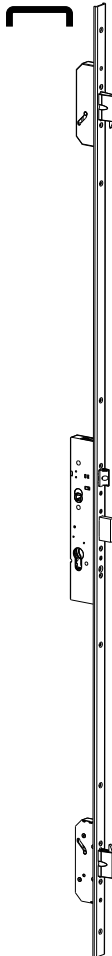
SUPPLIED AS STANDARD

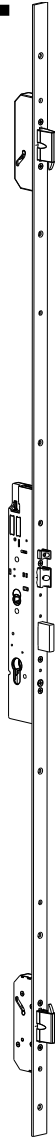
- Pair of nylon roses item 1.06012.01.0
- Lock and cylinder fixing screws
- Instruction sheet

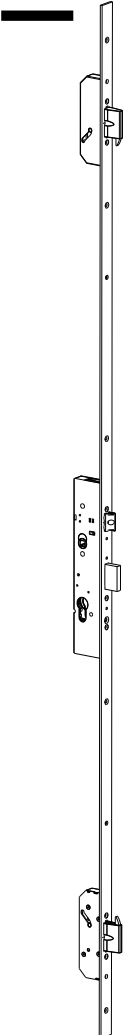
ON REQUEST

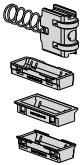
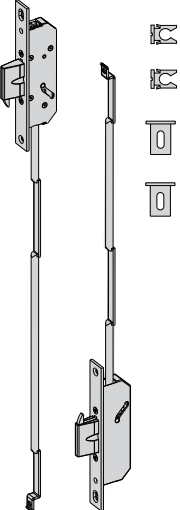
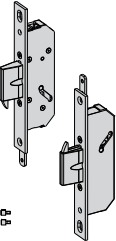
- **Modular roller assembly item 1.06000.00.0**
- European profile cylinder
- Adjustable metal strike plates (see Vademecum)
- Additional extended bolts for 4th and 5th locking points item 1.06449.10/11.0
- Extension kit up to 3,000 mm item 1.06444.46/56/66/76.0
- External extended bolt coupling pin item 1.06449.05.0
- Protective rose for cylinder item 1.06460.05.0
- Button item 1.06110.10.0 (electric locks)
- Pair of electric contacts item 1.06511.00.0

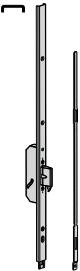
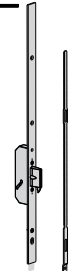
TYPE	DESCRIPTION	LOCKING POINTS	THROWS	CENTRE DISTANCE	FACEPLATE	BACKSET	UNIT WEIGHT kg	PIECES	ITEM			
									Type	Dim.	Hand	
	85 MM CENTRE DISTANCE											
	<ul style="list-style-type: none"> • BLACK PAINTED steel, 'U'-shaped 24 x7 mm adjustable faceplate, height 2300 mm - top adjustment 350mm - bottom adjustment 150 mm • 10.5 to 16.5 mm adjustable latch and deadbolt. • 3 lateral deadbolts • Nylon faceplate cover plugs • CE 12V ac voltage • Absorbed current: 3.1 A 	3	2	85	24	25	3.520	1	1	19426	25	0
		3	2	85	24	30	3.580	1	1	19426	30	0
		3	2	85	24	35	3.640	1	1	19426	35	0
		3	2	85	24	40	3.700	1	1	19426	40	0
	<ul style="list-style-type: none"> • BLACK PAINTED steel, 'U'-shaped 24 x5 mm adjustable faceplate, height 2300 mm - top adjustment 350mm - bottom adjustment 150 mm • 10.5 to 16.5 mm adjustable latch and deadbolt. • 3 lateral deadbolts • Nylon faceplate cover plugs • CE 12V ac voltage • Absorbed current: 3.1 A 	3	2	85	24	25	3.520	1	1	19436	25	0
		3	2	85	24	30	3.580	1	1	19436	30	0
		3	2	85	24	35	3.640	1	1	19436	35	0
		3	2	85	24	40	3.700	1	1	19436	40	0
	<ul style="list-style-type: none"> • STAINLESS STEEL, 'U'-shaped 24 x5 mm adjustable faceplate, height 2300 mm - top adjustment 350mm - bottom adjustment 150 mm • 10.5 to 16.5 mm adjustable latch and deadbolt. • 3 lateral deadbolts • CE 12V ac voltage • Absorbed current: 3.1 A 	3	2	85	24	25	3.520	1	1	19636	25	0
		3	2	85	24	30	3.580	1	1	19636	30	0
		3	2	85	24	35	3.640	1	1	19636	35	0
		3	2	85	24	40	3.700	1	1	19636	40	0
	92 MM CENTRE DISTANCE											
	<ul style="list-style-type: none"> • STAINLESS STEEL, 'U'-shaped 24 x5 mm adjustable faceplate, height 2300 mm - top adjustment 350mm - bottom adjustment 150 mm • 10.5 to 16.5 mm adjustable latch and deadbolt. • 3 lateral deadbolt 	3	2	92	24	25	3.520	3	1	19638	25	0
		3	2	92	24	30	3.580	3	1	19638	30	0
3		2	92	24	35	3.640	3	1	19638	35	0	
3		2	92	24	40	3.700	3	1	19638	40	0	
MATCHING METAL ADJUSTABLE STRIKE PLATES												
Middle lock item	Divertors (2 pcs) item											
1.06463.05.0	1.06465.05.0											
1.06463.16.0	1.06465.06.0											
1.06463.17.0	1.06465.07.0											
1.06463.31.0	1.06465.21.0											
1.06463.32.0	1.06465.22.0											
1.06463.33.0	1.06465.23.0											
1.06463.34.0	1.06465.24.0											
1.06463.35.0	1.06465.25.0											
1.06461.07.0	1.06461.12.0											
1.06461.17.0	1.06461.22.0											
1.06461.30.0	1.06461.34.0											
1.06461.35.0	1.06461.39.0											

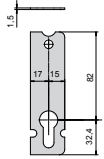
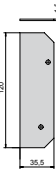
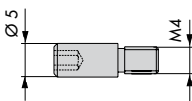
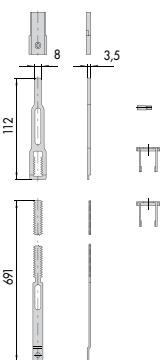
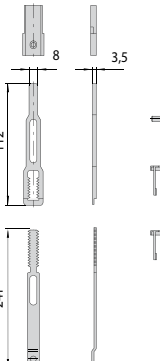
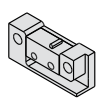
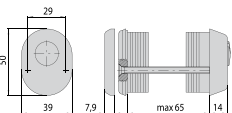
TYPE	DESCRIPTION	LOCKING POINTS	THROWS	CENTRE DISTANCE	FACEPLATE	BACKSET	kg	PIECES	ITEM			
									UNIT WEIGHT	Type	Dim.	Hand
	85 MM CENTRE DISTANCE											
	<ul style="list-style-type: none"> BLACK PAINTED steel, 'U'-shaped 24 x 7 mm adjustable faceplate, height 2300 mm <ul style="list-style-type: none"> - top adjustment 350mm - bottom adjustment 150 mm • 11 to 17 mm adjustable latch. • 3 lateral deadbolts • Nylon faceplate cover plugs 	3	2	85	24	25	3.310	1	1	49426	25	0
		3	2	85	24	30	3.370	1	1	49426	30	0
		3	2	85	24	35	3.430	1	1	49426	35	0
		3	2	85	24	40	3.490	1	1	49426	40	0
	<ul style="list-style-type: none"> BLACK PAINTED steel, 'U'-shaped 24 x 5 mm adjustable faceplate, height 2300 mm <ul style="list-style-type: none"> - top adjustment 350mm - bottom adjustment 150 mm • 11 to 17 mm adjustable latch. • 3 lateral deadbolts • Nylon faceplate cover plugs 	3	2	85	24	25	3.310	1	1	49436	25	0
		3	2	85	24	30	3.370	1	1	49436	30	0
		3	2	85	24	35	3.430	1	1	49436	35	0
		3	2	85	24	40	3.490	1	1	49436	40	0
	<ul style="list-style-type: none"> STAINLESS STEEL, 'U'-shaped 24 x 7 mm adjustable faceplate, height 2300 mm <ul style="list-style-type: none"> - top adjustment 350mm - bottom adjustment 150 mm • 11 to 17 mm adjustable latch. • 3 lateral deadbolts 	3	2	85	24	25	3.310	1	1	49626	25	0
		3	2	85	24	30	3.370	1	1	49626	30	0
		3	2	85	24	35	3.430	1	1	49626	35	0
		3	2	85	24	40	3.490	1	1	49626	40	0
	<ul style="list-style-type: none"> STAINLESS STEEL, 'U'-shaped 24 x 5 mm adjustable faceplate, height 2300 mm <ul style="list-style-type: none"> - top adjustment 350mm - bottom adjustment 150 mm • 11 to 17 mm adjustable latch. • 3 lateral deadbolts 	3	2	85	24	25	3.520	1	1	49636	25	0
		3	2	85	24	30	3.580	1	1	49636	30	0
		3	2	85	24	35	3.640	1	1	49636	35	0
		3	2	85	24	40	3.700	1	1	49636	40	0
	92 MM CENTRE DISTANCE											
	<ul style="list-style-type: none"> STAINLESS STEEL, 'U'-shaped 24 x 5 mm adjustable faceplate, height 2300 mm <ul style="list-style-type: none"> - top adjustment 350mm - bottom adjustment 150 mm • 11 to 17 mm adjustable latch. • 3 lateral deadbolts 	3	2	92	24	25	3.310	1	1	49638	25	0
		3	2	92	24	30	3.370	1	1	49638	30	0
	3	2	92	24	35	3.430	1	1	49638	35	0	
	3	2	92	24	40	3.490	1	1	49638	40	0	
MATCHING METAL ADJUSTABLE STRIKE PLATES												
	Middle lock item	Divertors (2 pcs) item										
	1.06463.05.0	1.06465.05.0										
	1.06463.16.0	1.06465.06.0										
	1.06463.17.0	1.06465.07.0										
	1.06463.31.0	1.06465.21.0										
	1.06463.32.0	1.06465.22.0										
	1.06463.33.0	1.06465.23.0										
	1.06463.34.0	1.06465.24.0										
	1.06463.35.0	1.06465.25.0										
	1.06461.07.0	1.06461.12.0										
	1.06461.17.0	1.06461.22.0										
	1.06461.30.0	1.06461.34.0										
	1.06461.35.0	1.06461.39.0										
	"MODULAR" ROLLER ASSEMBLY: - item 1.06000.00.0 (roller inserts supplied as standard)											

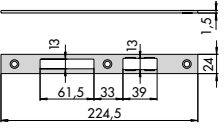
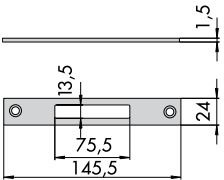
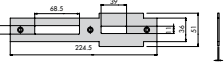
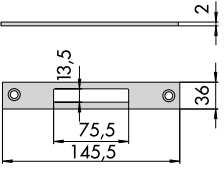
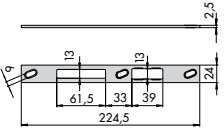
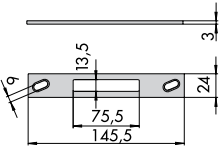
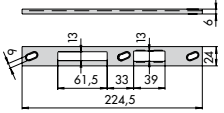
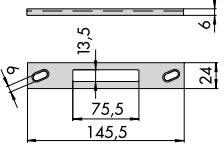
TYPE	DESCRIPTION	LOCKING POINTS	THROWS	CENTRE DISTANCE	FACEPLATE	BACKSET	UNIT WEIGHT kg	PIECES	ITEM			
									Type	Dim.	Hand	
	85 MM CENTRE DISTANCE											
	<ul style="list-style-type: none"> • BLACK PAINTED steel, 24 x 3 mm adjustable "flat" faceplate, height 2300 mm - top adjustment 350mm - bottom adjustment 150 mm • 10.5 to 16.5 mm adjustable latch and deadbolt • 3 lateral deadbolts • Nylon faceplate cover plugs • CE 12V ac voltage • Absorbed current: 3.1 A 	3	2	85	24	25	3.520	1	1	19526	25	0
		3	2	85	24	30	3.580	1	1	19526	30	0
		3	2	85	24	35	3.640	1	1	19526	35	0
		3	2	85	24	40	3.700	1	1	19526	40	0
	<ul style="list-style-type: none"> • STAINLESS STEEL, 24 x 3 mm adjustable "flat" faceplate, height 2300 mm - top adjustment 350mm - bottom adjustment 150 mm • 10.5 to 16.5 mm adjustable latch and deadbolt • 3 lateral deadbolts • CE 12V ac voltage • Absorbed current: 3.1 A 	3	2	85	24	25	3.520	1	1	19726	25	0
		3	2	85	24	30	3.580	1	1	19726	30	0
		3	2	85	24	35	3.640	1	1	19726	35	0
		3	2	85	24	40	3.700	1	1	19726	40	0
	92 MM CENTRE DISTANCE											
	<ul style="list-style-type: none"> • STAINLESS STEEL, 24 x 3 mm adjustable "flat" faceplate, height 2300 mm - top adjustment 350 mm - bottom adjustment 150 mm • 10.5 to 16.5 mm adjustable latch and deadbolt • 3 lateral deadbolts • CE 12V ac voltage • Absorbed current: 3.1 A 	3	2	92	24	25	3.520	3	1	19728	25	0
		3	2	92	24	30	3.580	3	1	19728	30	0
		3	2	92	24	35	3.640	3	1	19728	35	0
		3	2	92	24	40	3.700	3	1	19728	40	0
MATCHING METAL ADJUSTABLE STRIKE PLATES												
	Middle lock item	Divertors (2 pcs) item										
	1.06463.05.0	1.06465.05.0										
	1.06463.16.0	1.06465.06.0										
	1.06463.17.0	1.06465.07.0										
	1.06463.31.0	1.06465.21.0										
	1.06463.32.0	1.06465.22.0										
	1.06463.33.0	1.06465.23.0										
	1.06463.34.0	1.06465.24.0										
	1.06463.35.0	1.06465.25.0										
	1.06461.07.0	1.06461.12.0										
	1.06461.17.0	1.06461.22.0										
	1.06461.30.0	1.06461.34.0										
	1.06461.35.0	1.06461.39.0										

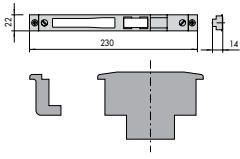
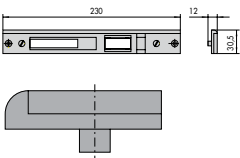
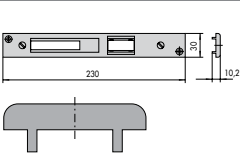
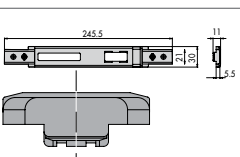
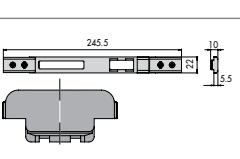
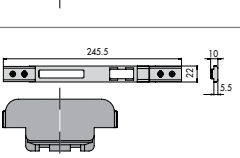
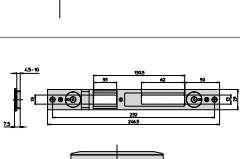
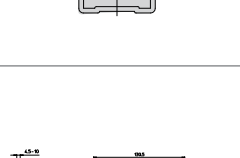
TYPE	DESCRIPTION	LOCKING POINTS	THROWS	CENTRE DISTANCE	FACEPLATE	BACKSET	UNIT WEIGHT kg	PIECES	ITEM			
									Type	Dim.	Hand	
	85 MM CENTRE DISTANCE											
	<ul style="list-style-type: none"> • BLACK PAINTED steel, 24 x 3 mm adjustable "flat" faceplate, height 2300 mm - top adjustment 350mm - rasabilità inferiore 150 mm • 11 to 17 mm adjustable latch • 3 lateral deadbolts • Nylon faceplate cover plugs 	3	2	85	24	25	3.310	1	1	49526	25	0
		3	2	85	24	30	3.370	1	1	49526	30	0
		3	2	85	24	35	3.430	1	1	49526	35	0
		3	2	85	24	40	3.490	1	1	49526	40	0
	<ul style="list-style-type: none"> • STAINLESS STEEL, 24 x 3 mm adjustable "flat" faceplate, height 2300 mm - top adjustment 350 mm - bottom adjustment 150 mm • 11 to 17 mm adjustable latch • 3 lateral deadbolts 	3	2	85	24	25	3.310	1	1	49726	25	0
		3	2	85	24	30	3.370	1	1	49726	30	0
		3	2	85	24	35	3.430	1	1	49726	35	0
		3	2	85	24	40	3.490	1	1	49726	40	0
	92 MM CENTRE DISTANCE											
	<ul style="list-style-type: none"> • STAINLESS STEEL, 24 x 3 mm adjustable "flat" faceplate, height 2300 mm - top adjustment 350mm - bottom adjustment 150 mm • 11 to 17 mm adjustable latch • 3 lateral deadbolts 	3	2	92	24	25	3.310	1	1	49728	25	0
		3	2	92	24	30	3.370	1	1	49728	30	0
		3	2	92	24	35	3.430	1	1	49728	35	0
		3	2	92	24	40	3.490	1	1	49728	40	0
MATCHING METAL ADJUSTABLE STRIKE PLATES												
Middle lock item	Divertors (2 pcs) item											
1.06463.05.0	1.06465.05.0											
1.06463.16.0	1.06465.06.0											
1.06463.17.0	1.06465.07.0											
1.06463.31.0	1.06465.21.0											
1.06463.32.0	1.06465.22.0											
1.06463.33.0	1.06465.23.0											
1.06463.34.0	1.06465.24.0											
1.06463.35.0	1.06465.25.0											
1.06461.07.0	1.06461.12.0											
1.06461.17.0	1.06461.22.0											
1.06461.30.0	1.06461.34.0											
1.06461.35.0	1.06461.39.0											
"MODULAR" ROLLER ASSEMBLY: - item 1.06000.00.0 (roller inserts supplied as standard)												

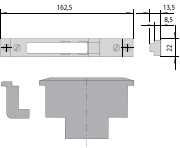
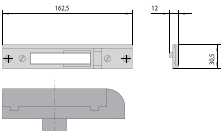
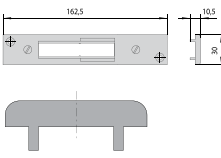
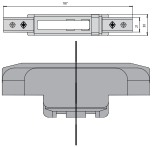
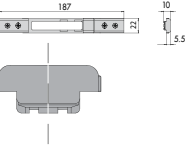
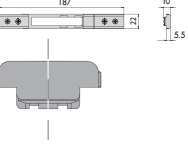
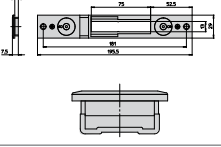
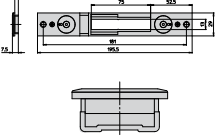
TYPE	DESCRIPTION	FOR SERIES/ITEM	kg		ITEM			
			UNIT WEIGHT	PIECES	Type	Dim.	Hand	
	<ul style="list-style-type: none"> “MODULAR” roller assembly for locks 49000 series - Supplied as standard <ul style="list-style-type: none"> nylon insert item 1.06141.70.0 nylon insert item 1.06141.71.0 nylon insert item 1.06141.86.0 		0.060	12	1	06000	00	0
	<ul style="list-style-type: none"> Set of lateral extended bolts operated by internal rods Horizontally sliding deadbolts with hardened steel inserts and hook STAINLESS STEEL 22 x 3 mm faceplate Pre-arranged for 4th and 5th locking points Closed case SUPPLIED AS STANDARD: <ul style="list-style-type: none"> - Set of rods dia. 8 mm - Set of faceplate spacers item 1.06141.65.0 - Rod guide item 1.06224.00.0 (2 pcs) ON REQUEST: <ul style="list-style-type: none"> - Special strike plates (see Vademecum) - Internal straight extended bolts item 1.06441.10.0 for 4th and 5th locking points - Threaded pin item 1.06449.05.0 for fixing 4th and 5th locking points 	19225 49225 49250	1.060	12	1	06443	31	0
	<ul style="list-style-type: none"> Set of lateral locking points operated by external bolts Horizontally sliding deadbolts with hardened steel inserts and hook STAINLESS STEEL 22 x 3 mm faceplate Pre-arranged for 4th and 5th locking points Closed case SUPPLIED AS STANDARD: <ul style="list-style-type: none"> - Set of external bolt controls - Set of threaded pins ON REQUEST: <ul style="list-style-type: none"> - Special strike plates (see Vademecum) - Threaded pin item 1.06449.05.0 for fixing 4th and 5th external extended bolts control item 1.06442.00.0 	19225 49225 49250	1.060	12	1	06443	36	0

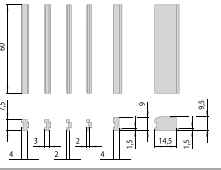
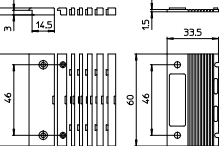
TYPE	DESCRIPTION	FOR SERIES/ITEM	THROWS	CENTRE DISTANCE	FACEPLATE	BACKSET	kg		ITEM			
							UNIT WEIGHT	PIECES	Type	Dim.	Hand	
	<ul style="list-style-type: none"> Top extension kit for doors up to 3000 mm high BLACK PAINTED steel, ‘U’-shaped 24 x 5 mm adjustable faceplate, height 2300 mm 	19436 - 49436	2	-	24	-	0,900	1	1	06444	46	0
	<ul style="list-style-type: none"> As above ‘U’-shaped faceplate 24 x 7 mm 	19426 - 49426	2	-	24	-	0,900	1	1	06444	47	0
	<ul style="list-style-type: none"> Top extension kit for doors up to 3000 mm high STAINLESS STEEL ‘U’-shaped 24 x 5 mm adjustable faceplate, height 2300 mm 	19636 - 49636 19638 - 49638	2	-	24	-	0,900	1	1	06444	66	0
	<ul style="list-style-type: none"> As above ‘U’-shaped faceplate 24 x 7 mm 	19626 - 49626	2	-	24	-	0,900	1	1	06444	67	0
	<ul style="list-style-type: none"> Top extension kit for doors up to 3000 mm high BLACK PAINTED steel, 24 x 3 mm adjustable “flat” faceplate, height 2300 mm 	19526 - 49526	2	-	24	-	0,900	1	1	06444	56	0
	<ul style="list-style-type: none"> Top extension kit for doors up to 3000 mm high STAINLESS STEEL, 24 x 3 mm adjustable “flat” faceplate, height 2300 mm 	19726 - 19728 49726 - 49728	2	-	24	-	0,900	1	1	06444	76	0

TYPE	DESCRIPTION	kg		ITEM			
		UNIT WEIGHT	PIECES	Type	Dim.	Hand	
	<ul style="list-style-type: none"> Lock protective plate, to increase drill resistance (grade 7 prEN 15685 : 10) 	0.100	6	1	06436	10	0
	<ul style="list-style-type: none"> Divertors protective plate, to increase drill resistance (grade 7 prEN 15685 : 10) 	0.057	12	1	06436	11	0
	<ul style="list-style-type: none"> Threaded pin for fixing additional extended bolts for 4th and 5th locking points 	0.002	50	1	06449	05	0
	<ul style="list-style-type: none"> Additional TOP extended bolt for installation with locks with 24x7 mm 'U'-shaped faceplate 	0.187	1	1	06449	10	0
	<ul style="list-style-type: none"> Additional FLOOR extended bolt for installation with locks with 24x7 mm 'U'-shaped faceplate 	0.135	1	1	06449	11	0
	<ul style="list-style-type: none"> Microswitch to be used with Divertors for locks 19000 and 49000 series 	0.020	1	1	06195	08	0
	<ul style="list-style-type: none"> Protective rose for cylinders RS3, ASTRAL, AP3 (with long key CL), and ASIX, in chrome-plated carbonitrided steel for locks 19000 and 49000 series, complete with: <ul style="list-style-type: none"> - Spacers: 2 mm (19 pcs), 1 mm (2 pcs) - M5 x 75mm screws - Inside escutcheon AVAILABLE FINISHES <ul style="list-style-type: none"> - gold polished steel (fin. 15) ON REQUEST <ul style="list-style-type: none"> - set of additional spacers for profiles 65 to 87 mm wide, item 1.06141.87.0 	0.485	1	1	06460	05	0

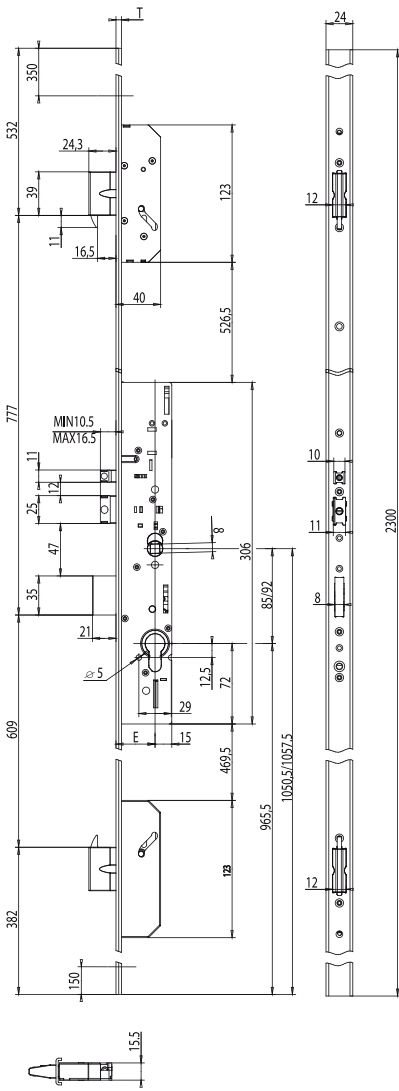
TYPE	DESCRIPTION	kg		ITEM		
		UNIT WEIGHT	PIECES	Type	Dim.	Hand
	<ul style="list-style-type: none"> • STAINLESS STEEL flat strike plate 24 x 1.5 mm 	0.053	12	1	06461 07	0
	<ul style="list-style-type: none"> • STAINLESS STEEL flat strike plate 24 x 1.5 mm 	0.034	12	1	06461 12	0
	<ul style="list-style-type: none"> • STAINLESS STEEL flat strike plate 36 x 2 mm for Forster "UNICO" 	0.080	12	1	06461 17	0
	<ul style="list-style-type: none"> • STAINLESS STEEL flat strike plate 36 x 2 mm for Forster "UNICO" 	0.046	12	1	06461 22	0
	<ul style="list-style-type: none"> • STAINLESS STEEL flat strike plate 24 x 3 mm 	0.093	12	1	06461 30	0
	<ul style="list-style-type: none"> • STAINLESS STEEL flat strike plate 24 x 3 mm 	0.065	12	1	06461 34	0
	<ul style="list-style-type: none"> • STAINLESS STEEL 'U'-shaped strike plate 24 x 6 mm 	0.098	12	1	06461 35	0
	<ul style="list-style-type: none"> • STAINLESS STEEL 'U'-shaped strike plate 24 x 6 mm 	0.065	12	1	06461 39	0

TYPE	DESCRIPTION	kg	PECES	ITEM			
				Type	Dim.	Hand	
	<ul style="list-style-type: none"> Lateral adjustment 2.5 mm For locks 49250 series, use nylon insert item 1.06141.71.0 	0.173	12	1	06463	05	0
	<ul style="list-style-type: none"> Lateral adjustment 2.5 mm For locks 49250 series, use nylon insert item 1.06141.70.0 	0.180	12	1	06463	16	0
	<ul style="list-style-type: none"> Lateral adjustment 2.5 mm For locks 49250 series, use nylon insert item 1.06141.70.0 	0.170	12	1	06463	17	0
	<ul style="list-style-type: none"> Lateral adjustment 8 mm For locks 49250 series, use nylon insert item 1.06141.71.0 Profiles: R40, R50TT, NEW TEC 52 SOR. TT, etc. Optional finish - Nickel plated (fin. 12) 	0.230	12	1	06463	31	0
	<ul style="list-style-type: none"> Lateral adjustment 4 mm Central part in painted steel For locks 49250 series, use nylon insert item 1.06141.71.0 	0.145	12	1	06463	32	0
	<ul style="list-style-type: none"> Lateral adjustment 4 mm Central part in painted steel For locks 49250 series, use nylon insert item 1.06141.71.0 Central part in STAINLESS STEEL 	0.141	12	1	06463	33	0
	<ul style="list-style-type: none"> Lateral adjustment 2.5 mm In BLACK PAINTED steel Thickness adjustment from 4.5 to 10 mm For locks 49250 series, use nylon insert item 1.06141.70.0 	0.158	12	1	06463	34	0
	<ul style="list-style-type: none"> Lateral adjustment 2.5 mm In BLACK PAINTED steel Thickness adjustment from 4.5 to 10 mm For locks 49250 series, use nylon insert item 1.06141.70.0 In STAINLESS STEEL 	0.158	12	1	06463	35	0

TYPE	DESCRIPTION	kg	PIECES	ITEM		
				Type	Dim.	Hand
	<ul style="list-style-type: none"> Lateral adjustment 2.5 mm 	0.125	12	1	06465 05	0
	<ul style="list-style-type: none"> Lateral adjustment 2.5 mm 	0.122	12	1	06465 06	0
	<ul style="list-style-type: none"> Lateral adjustment 2.5 mm 	0.117	12	1	06465 07	0
	<ul style="list-style-type: none"> Lateral adjustment 8 mm Profiles: R40, R50TT, NEW TEC 52 SOR. TT, etc. Optional finish - Nickel plated (fin. 12) 	0.140	12	1	06465 21	0
	<ul style="list-style-type: none"> Lateral adjustment 4 mm Central part in BLACK PAINTED steel 	0.112	12	1	06465 22	0
	<ul style="list-style-type: none"> Lateral adjustment 4 mm Central part in STAINLESS STEEL 	0.112	12	1	06465 23	0
	<ul style="list-style-type: none"> Lateral adjustment 2.5 mm Thickness adjustment from 4.5 to 10 mm In BLACK PAINTED steel 	0.130	12	1	06465 24	0
	<ul style="list-style-type: none"> Lateral adjustment 2.5 mm Thickness adjustment from 4.5 to 10 mm In STAINLESS STEEL 	0.130	12	1	06465 25	0

TYPE	DESCRIPTION	FOR SERIES/ITEM	kg	PIECES	ITEM			
					Type	Dim.	Hand	Fin.
	<ul style="list-style-type: none"> Nylon cover for thermal cut aluminium profiles for outward opening doors (lip height from 7.5 to 10 mm) 	1 06463 24 0; 1 06463 25 0 1 06463 34 0; 1 06463 35 0 1 06465 24 0; 1 0646525 0 1 06465 34 0; 1 06465 35 0	0.019	25	1	06141 79	0	
	<ul style="list-style-type: none"> Nylon cover for thermal cut aluminium profiles for outward opening doors (lip height from 3 to 7.5 mm) 	1 06463 24 0; 1 06463 25 0 1 06463 34 0; 1 06463 35 0 1 06465 24 0; 1 0646525 0 1 06465 34 0; 1 06465 35 0	0.019	25	1	06141 89	0	

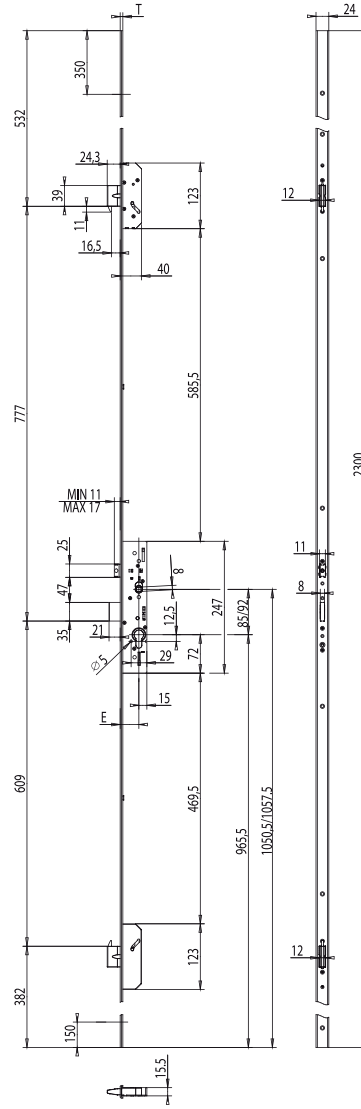
19436



- T
19526 3
- T
19726 3
- T
19728 3
- T
19436 5
- T
19636 5
- T
19638 5
- T
19426 7

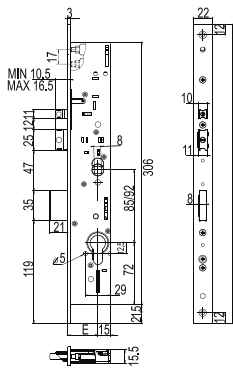
*ADJUSTMENT
E = 25 - 30 - 35 - 40

49436

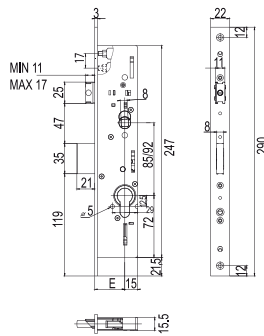


- T
49526 3
- T
49726 3
- T
49728 3
- T
49436 5
- T
49636 5
- T
49638 5
- T
49426 7
- T
49626 7

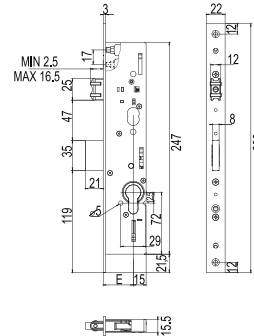
*ADJUSTMENT
E = 25 - 30 - 35 - 40



19225
E = 25 - 30 - 35 - 40



49225
E = 25 - 30 - 35 - 40



49250
E = 25 - 30 - 35 - 40

Watch CISA product tutorials
on YouTube at CISAlocks.



About Allegion

Allegion (NYSE: ALLE) creates peace of mind by pioneering safety and security. As a \$2 billion provider of security solutions for homes and businesses, Allegion employs more than 7,800 people and sells products in more than 120 countries across the world. Allegion comprises 23 global brands, including strategic brands CISA®, Interflex®, LCN®, Schlage® and Von Duprin®.

For more, visit allegion.com

 BRICARD ■ Briton ■  CISA ■  interflex